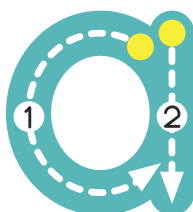
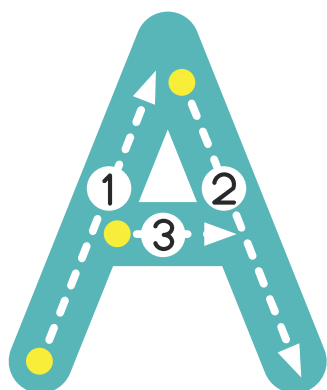


ALPHABET



A is for.....

Alligator



Angel




Apple



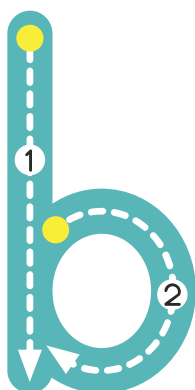
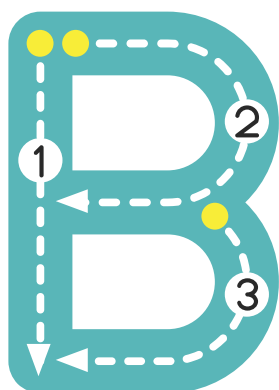
Ant



Ambulance



ALPHABET



B is for.....



Baby & Joy

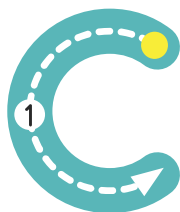
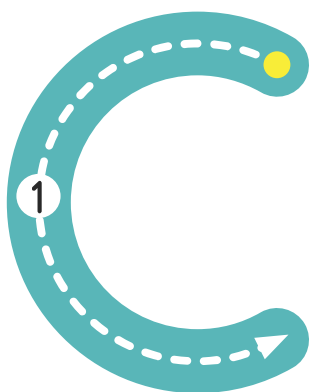
B B B B B B B B

B B


b b b b b b b b

b b

ALPHABET



C is for.....



Circle


Chicken



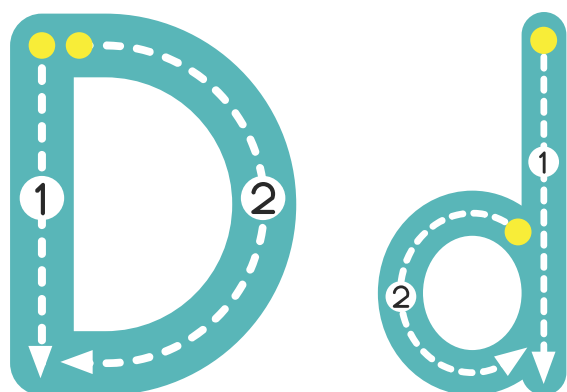
Chick



Baby & Joy



ALPHABET



D is for.....



Baby & Joy

D D D D D D D

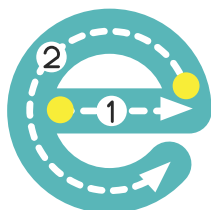
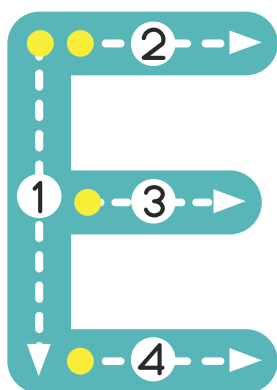
D D

d d d d d d d

d d

ALPHABET

E is for.....



Elephant



Elf



Egg



Eel

Earth





Excavator



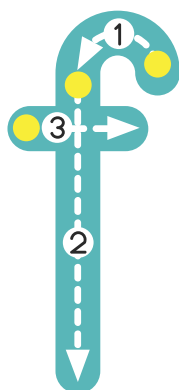
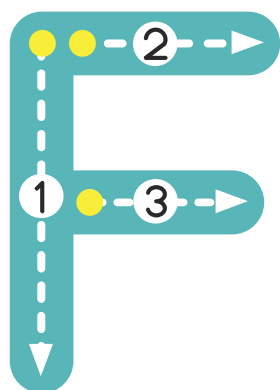
Eagle

Baby & Joy



ALPHABET

F is for.....



Fairy



Fox



Frog



Five




Fish

Flower

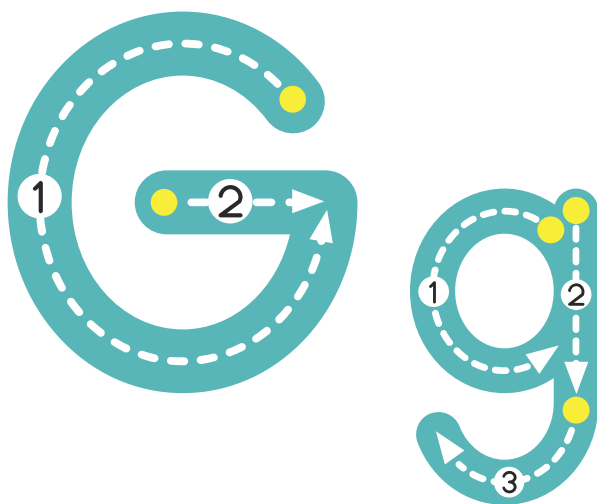


Fire Engine

Baby & Joy



ALPHABET



G is for.....



Gorilla



Goose



Gibbon



Gift



Gibbon



Giraffe



Goat



Ghost



Garbage Truck

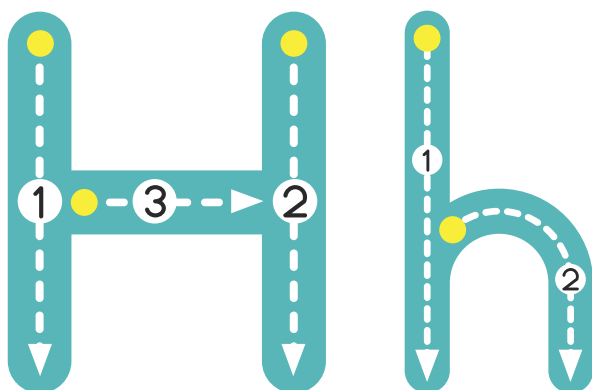


Baby & Joy

Tracing practice area with multiple rows of dashed uppercase G and lowercase g on lined paper. The first two rows contain dashed uppercase Gs, and the next two rows contain dashed lowercase gs. Below these are several empty rows of lined paper for independent practice.

ALPHABET

H is for.....

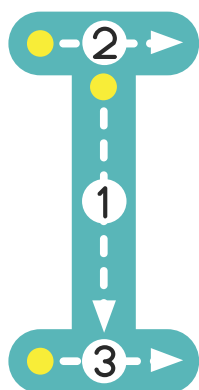


Baby & Joy



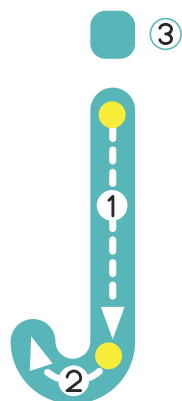
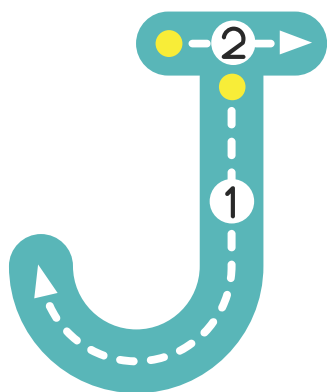
ALPHABET

I is for.....



Baby & Joy



ALPHABET



J is for.....

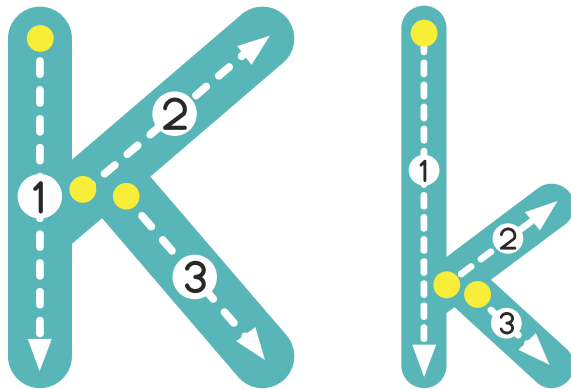


Baby & Joy



ALPHABET

K is for.....



Baby & Joy






K K K K K K K

K K K K K K K

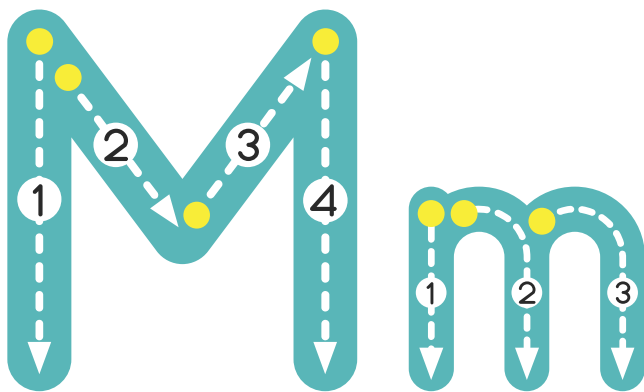
k k k k k k k

k k k k k k k

This is a colorful worksheet for learning the letter 'L'. At the top, a banner reads 'ALPHABET'. The main section is titled 'L is for.....'. Below this title, there are several illustrations: a lemon, a letter 'L' in an envelope, a lion, a leaf, a lobster, a ladybird, a lollipop, and a lorry. Each illustration is labeled with the word it represents, starting with 'L'. To the left of these illustrations, there are two large letters, 'L' and 'l', showing the correct stroke order for writing them. The 'L' is formed by a vertical line (stroke 1) and a horizontal line (stroke 2). The 'l' is formed by a single vertical line (stroke 1). Below the illustrations, there are several rows of handwriting practice lines, each consisting of a solid top line, a dashed middle line, and a solid bottom line. The entire worksheet is decorated with a border of colorful squares and circles.




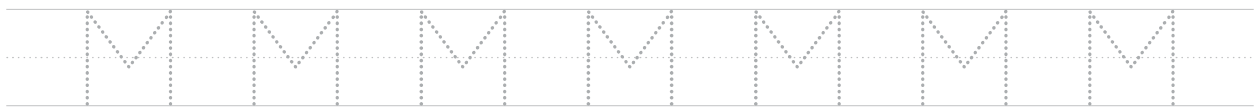
ALPHABET



M is for.....


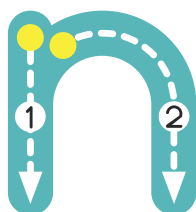
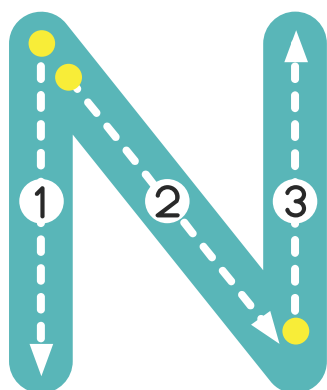


Baby & Joy



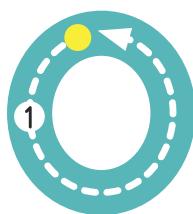
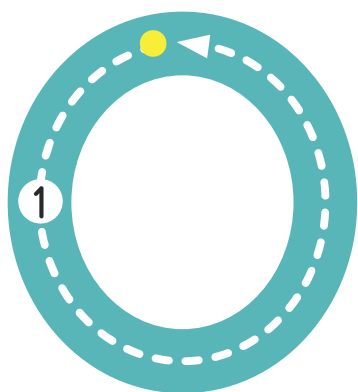
ALPHABET

N is for.....



ALPHABET

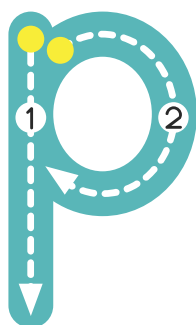
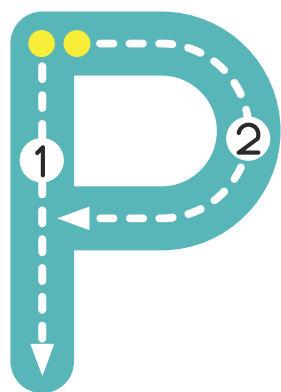
O is for.....



Baby & Joy

Handwriting practice lines for the letter O. The first four rows contain dashed outlines of uppercase 'O' and lowercase 'o' for tracing. The remaining six rows are blank lines for independent practice.


ALPHABET



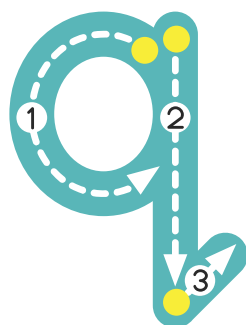
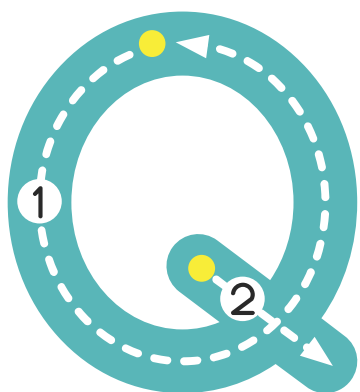
P is for.....



Baby & Joy



ALPHABET



Q is for.....

Quetzal



Question



Quokka



Queen

Quoll



Quail



Quad Bike

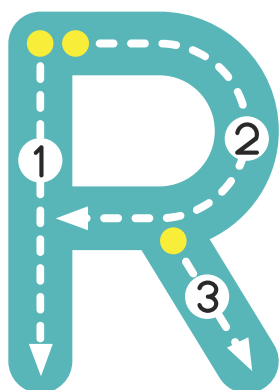
Baby & Joy



Blank lined paper for independent writing practice.

ALPHABET

R is for.....



Raccoon



Rocket



Rainbow



Rose



Ring



Robot



Rabbit



Rectangle

Raft



Baby & Joy

R R R R R R R R

R R R R R R R R

r r r r r r r r

r r r r r r r r

r r r r r r r r

r r r r r r r r


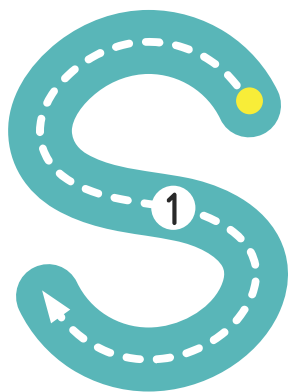
r r r r r r r r

r r r r r r r r

r r r r r r r r

ALPHABET

S is for.....



Baby & Joy

S S S S S S S

S S S S S S S

s s s s s s s

s s s s s s s

Blank handwriting lines for practice.

Blank handwriting lines for practice.

Blank handwriting lines for practice.

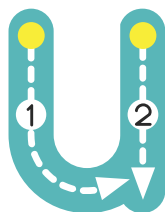
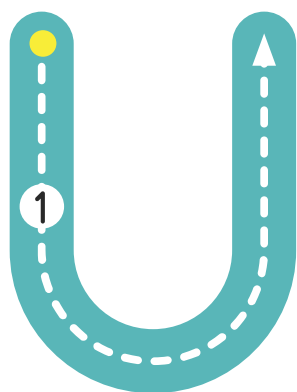
Blank handwriting lines for practice.

Blank handwriting lines for practice.

Blank handwriting lines for practice.

ALPHABET

U is for.....




Umbrella



Unicorn



Unicycle



Urchin



Unhappy

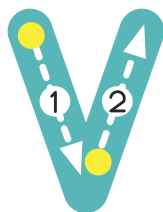
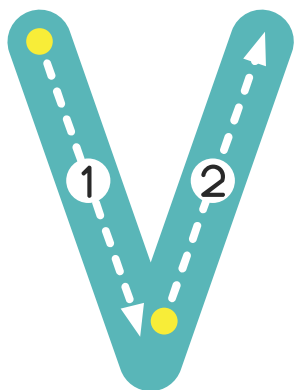


UFO



ALPHABET

V is for.....



Vase



Volcano



Violin



Vampire






Vulture



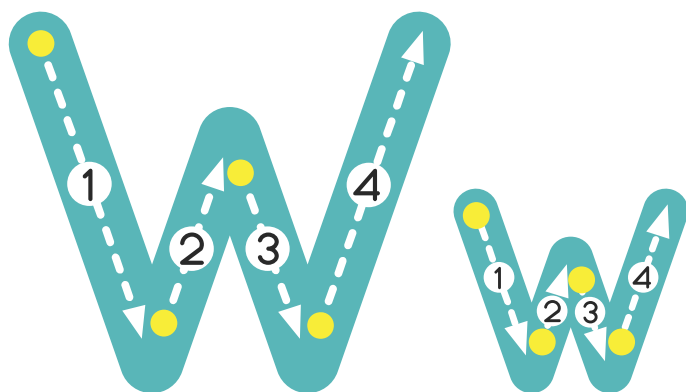
Van

Baby & Joy




ALPHABET

W is for.....

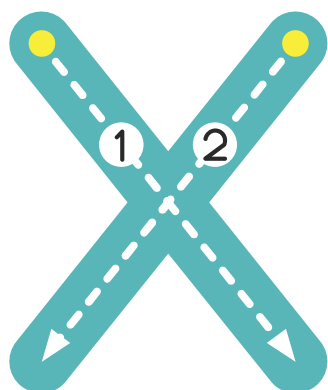


Baby & Joy



ALPHABET

X is for.....



Xmas



X-ray

Xylophone

Xerus



X-ray Fish



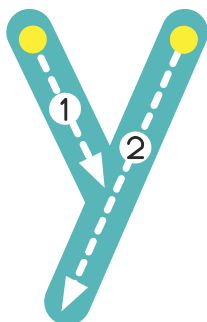
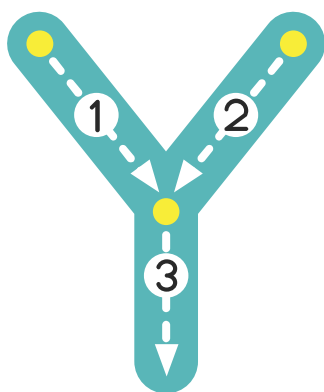
Xantus



Xmas Sleigh



ALPHABET



Y is for.....


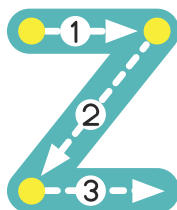
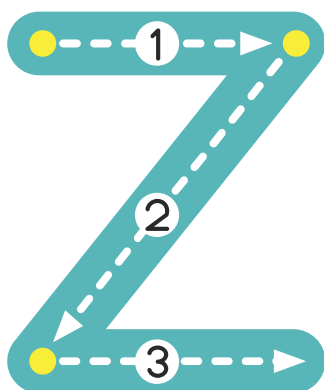


Baby & Joy



ALPHABET

Z is for.....



Baby & Joy

Handwriting practice lines for the letter Z. The first four rows show dotted uppercase 'Z' and lowercase 'z' for tracing. The remaining six rows are blank lines for independent practice.